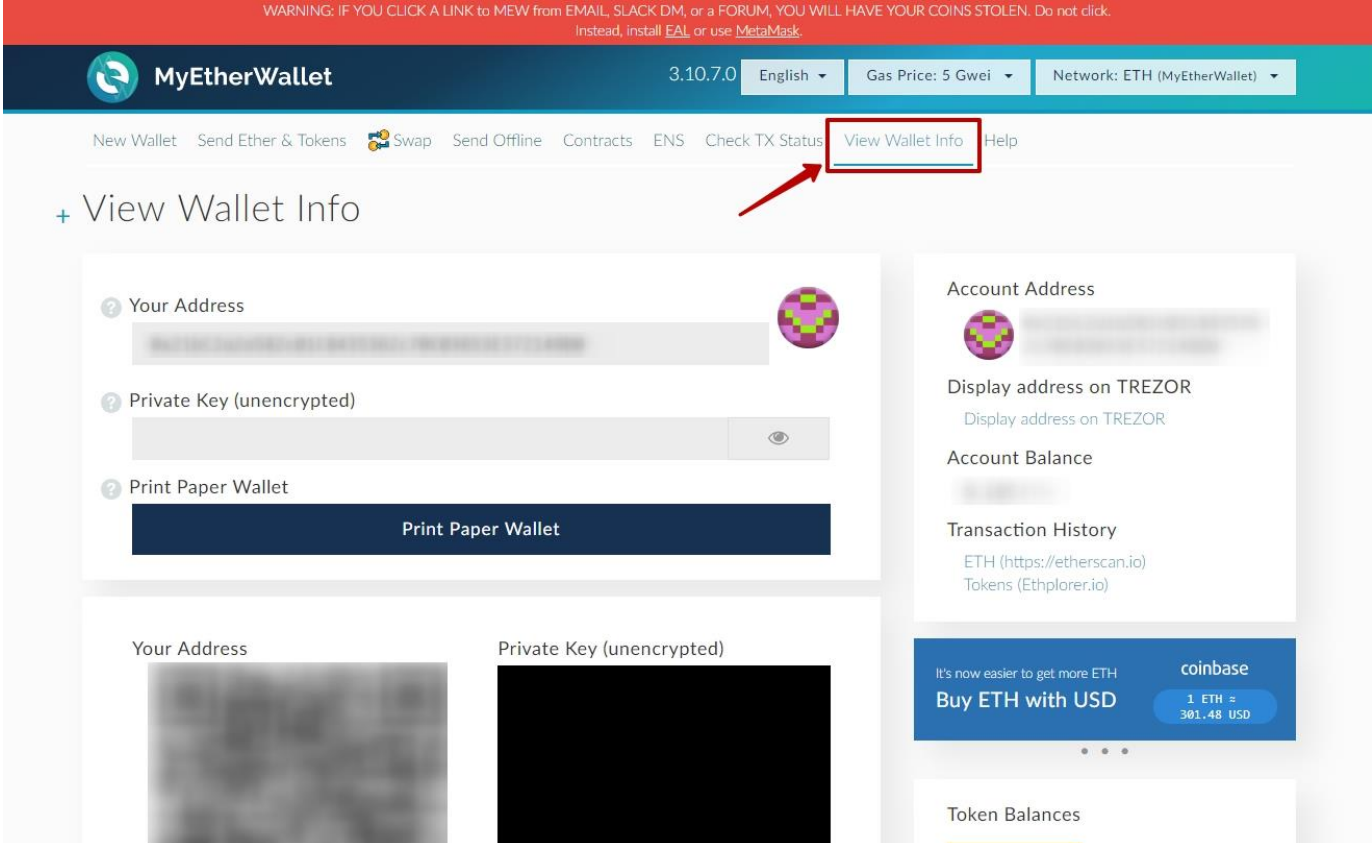


How to add TEAM Tokens to your Wallet?

1. Go to <https://www.myetherwallet.com/>.
2. Open "View Wallet Info" tab.



WARNING: IF YOU CLICK A LINK to MEW from EMAIL, SLACK DM, or a FORUM, YOU WILL HAVE YOUR COINS STOLEN. Do not click. Instead, install [EAL](#) or use [MetaMask](#).

MyEtherWallet 3.10.7.0 English Gas Price: 5 Gwei Network: ETH (MyEtherWallet)

New Wallet Send Ether & Tokens Swap Send Offline Contracts ENS Check TX Status **View Wallet Info** Help

+ View Wallet Info

Your Address
[Redacted Address]

Private Key (unencrypted)
[Redacted Private Key]

Print Paper Wallet
Print Paper Wallet

Account Address
[Redacted Address]

Display address on TREZOR
Display address on TREZOR

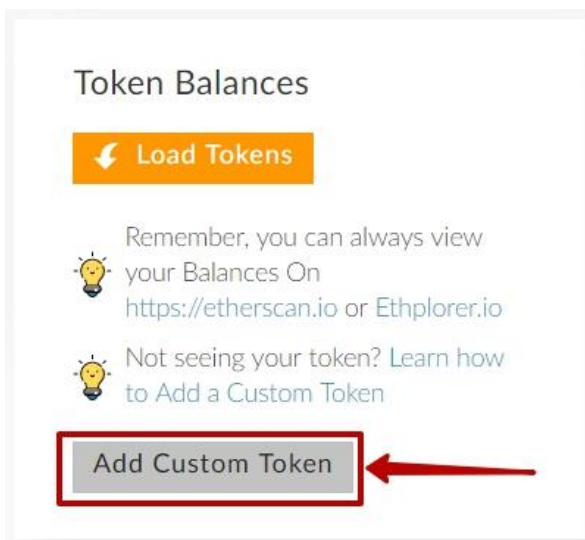
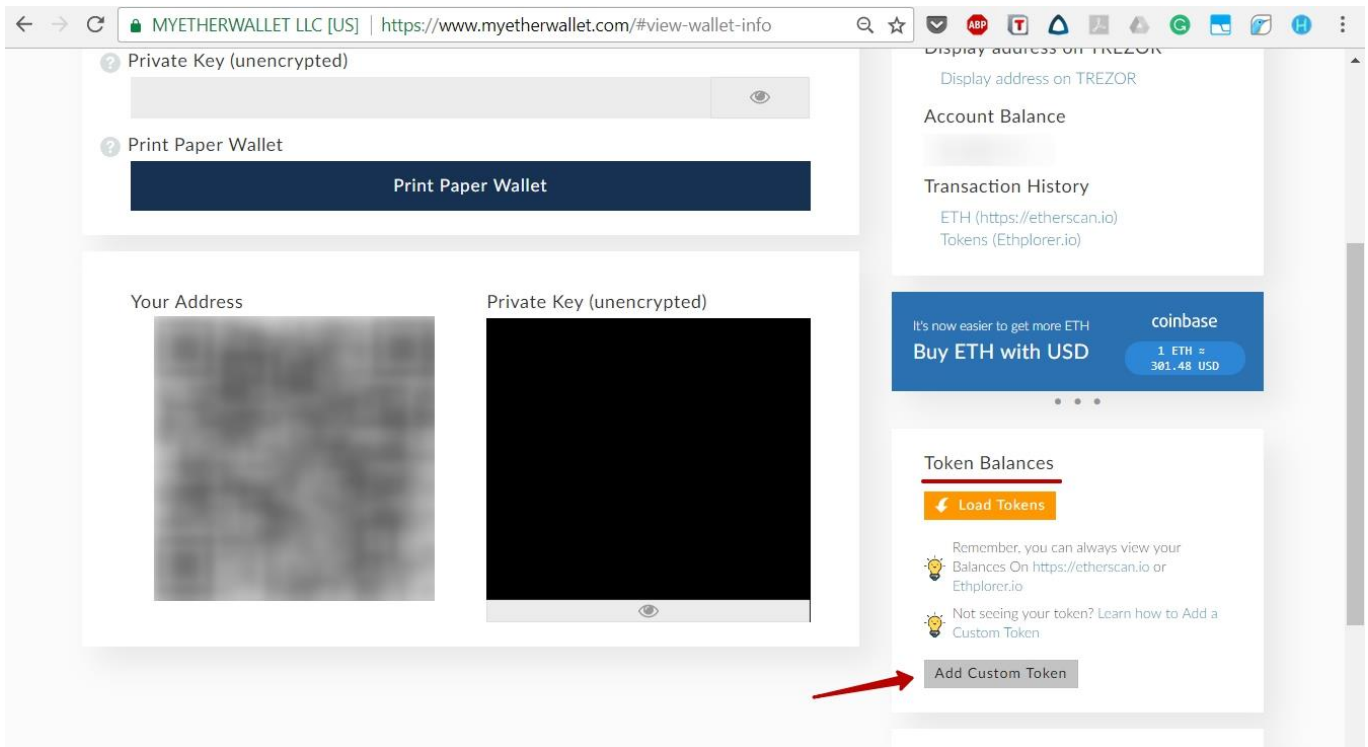
Account Balance
[Redacted Balance]

Transaction History
ETH (<https://etherscan.io>)
Tokens ([Ethplorer.io](https://ethplorer.io))

It's now easier to get more ETH
Buy ETH with USD **coinbase**
1 ETH = 301.48 USD

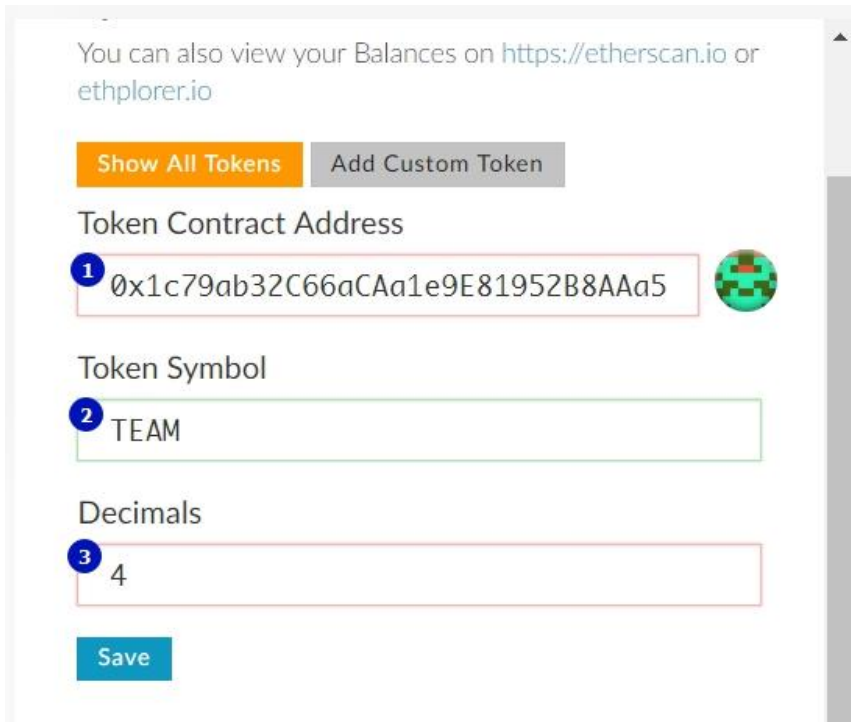
Token Balances

3. Scroll down to Token Balance section on the right side and click the "Add Custom Token" button.



4. Add the details in the fields below:

1. Put **0x1c79ab32C66aCAa1e9E81952B8AAa581B43e54E7** in the "Token Contract Address",
2. **"TEAM"** in the "Token Symbol"
3. **"4"** in the decimals field.



The screenshot shows a 'Add Custom Token' form. At the top, there are two buttons: 'Show All Tokens' (orange) and 'Add Custom Token' (grey). Below these are three input fields: 'Token Contract Address' containing '0x1c79ab32C66aCAa1e9E81952B8AAa5' with a blue '1' in a circle to its left and a globe icon to its right; 'Token Symbol' containing 'TEAM' with a blue '2' in a circle to its left; and 'Decimals' containing '4' with a blue '3' in a circle to its left. A blue 'Save' button is located at the bottom left of the form.

Then click on **"Save"** button. You can now see TEAM tokens in your wallet.